



PERFECT PONDS MADE SIMPLE

Your essential guide to clear and healthy ponds

Contents

Advice

- 03 Create your own pond
- 05 Why filter your pond
- 06 Setting up a Pond System
- 07 Selection charts
- 23 Top Tips and Contact Details

Products

All-in-one solution

- 08 EasyClear

Filters

- 10 Bioforce Revolution
- 12 Ecofilters
- 13 Vorton

Pumps

- 14 Aquaforce
- 16 Cascade
- 17 Solar Powered Fountains

Raised Ponds

- 18 Aquarium

Pond Care

- 19 Air Pumps
- 20 Pond Vac
- 21 Pond Nets
- 22 Seasonal Care and Accessories



You can rely on Hozelock Cyprio

With Hozelock Cyprio, quality comes first and our confidence in our products has been proven over time.

Hozelock Cyprio provides everything you need to make and decorate the pond of your choice, including liners, fountain pumps, filtration systems (for clear and healthy water) and accessories.

Our continued commitment to customer care, combined with our high quality products, has made Hozelock Cyprio worldwide pond equipment experts.

Designing your own pond

Choose a design and theme that suits your pocket, your garden and the setting where you want the pond. You'll find inspiration all around you - magazines, books, TV, the internet, other people's gardens and of course, water gardening retailers.



*If your product is the correct size according to the Hozelock Cyprio guidelines, we guarantee you clear water.

**Select products only; terms and conditions apply*

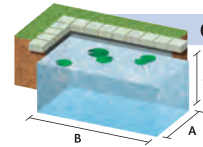
Create your own pond

Step 1 How to measure your pond correctly

Calculate the size of your pond using the following formula:-

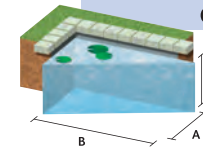
$$\text{Average Length (m)} \times \text{Average Depth (m)} \times \text{Average Width (m)} = \text{m}^3$$

$$\text{m}^3 \times 1000 = \text{Litres}$$



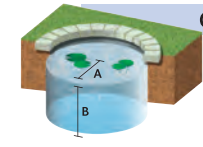
Calculate how much water a rectangular shaped pond will hold

$$\begin{aligned} \text{A metres} \times \text{B metres} \times \text{C metres} &= \text{Volume m}^3 \\ \text{Volume m}^3 \times 1000 &= \text{Litres Capacity} \end{aligned}$$



Calculate how much water a triangular shaped pond will hold

$$\begin{aligned} (\text{A metres} \times \text{B metres} \times \text{C metres}) \div 2 &= \text{Volume m}^3 \\ \text{Volume m}^3 \times 1000 &= \text{Litres Capacity} \end{aligned}$$



Calculate how much water a circular shaped pond will hold

$$\begin{aligned} \text{A metres} \times \text{A metres} \times 3.14 &= \text{Surface Area in m}^2 \\ \text{Surface Area in m}^2 \times \text{B metres} &= \text{Volume m}^3 \\ \text{Volume m}^3 \times 1000 &= \text{Litres Capacity} \end{aligned}$$

Step 2

Additional factors to consider

If the average depth of your pond is less than 0.7m (2'4") and/or in full sunlight, you may need a bigger filtration system.

Depth less than 0.7m OR in full sunlight

ADD 25% to Pond Filtration Capacity

$$\text{Capacity Example: Pond Capacity 1000 litres} \times 1.25 = 1250$$

$$\text{Effective Pond Capacity} = 1250 \text{ litres}$$

Depth less than 0.7m AND in full sunlight

ADD 50% to Pond Filtration Capacity

$$\text{Capacity Example: Pond Capacity 1000 litres} \times 1.50 = 1500$$

$$\text{Effective Pond Capacity} = 1500 \text{ litres}$$



Create your own pond

Step 3

Why you need a pond liner

All ponds need to have a lining to prevent the water from draining away.

Modern liners, whether flexible or rigid, have eliminated the need for traditional clay and concrete linings.



Once you know the size and shape of pond you want, the size of liner needed can be calculated as follows:-

$$\begin{array}{r} \text{Maximum Length} \\ + \\ (2 \times \text{Maximum Depth}) \\ \times \\ \text{Maximum Width} \\ + \\ (2 \times \text{Maximum Depth}) \end{array}$$


e.g. if the maximum length is 3m, the maximum width is 2m and the maximum depth is 1m:
 $3 + (2 \times 1) \text{ by } 2 + (2 \times 1)$

So, you will need a liner 5.3m by 4.3m minimum. Allow a 150mm overlap around the edge for anchoring.

Hozelock Cyprio offers a comprehensive selection of liner sizes.

Step 4

Installation



- 1 Mark out the pond shape. Dig the sides at a slight slope. Check top is level



- 2 Remove sharp objects and protect liner with a layer of sand



- 3 Anchor liner with smooth rocks. Start to fill with water. Adjust anchors as liner fills. Tuck creases to keep liner tidy



- 4 Lay edging stones to complete the appearance

Why filter your pond?

A pond is a complete, miniature eco-system. Problems occur if any of its components get out of balance. Modern filtration systems use a natural, chemical free process to create a healthy balance in the pond so that the fish and wildlife can enjoy a clean habitat, plants thrive and the whole feature is pleasant to look at.

Sunlight

Healthy aquatic plants need sunlight, but too much sunshine speeds up growth of pond algae which create 'green water', the aquatic equivalent of pea soup! Choose an open site for your pond, making sure you have around half the pond shaded with floating and deep water plants such as water lilies.

Oxygen

Stagnant water lacks oxygen which is essential for healthy plants and fish so you need to keep the water circulating. Fish and pondlife consume oxygen and release carbon dioxide which is absorbed by under-water plants that release oxygen back into the water.

Pondlife

We keep more fish in our garden ponds than would usually live in a natural pond. The concentration of their waste products, together with uneaten food will pollute the water unless removed quickly. Over time, this polluted water will damage fish health.

What is a pond filter system?

It's a system for filtering, clarifying and maintaining healthy, clear pond water in a garden pond environment. It's made up of three main items:

Filter - the filter works in two ways, mechanically and biologically. Mechanical filtration means removing the solid particles that cloud the water. Biological filtration removes the pollutants that can be harmful to fish.

UVC - an Ultra Violet Clarifier clumps together the algae that cause green water so that the filter can then remove it.

Pump - a solids handling pump will pump dirty water into the UVC and filter. The movement of water will also introduce oxygen into the water, which is needed both by the fish and the beneficial bacteria in the pond.



Plants

Plants are essential decoration for any pond and a vital part of the eco-system too. They absorb harmful carbon dioxide and release oxygen into the water, shade the pond from sunlight and provide shelter for pondlife. However, decaying plant matter releases poisonous methane into the water and must be removed.

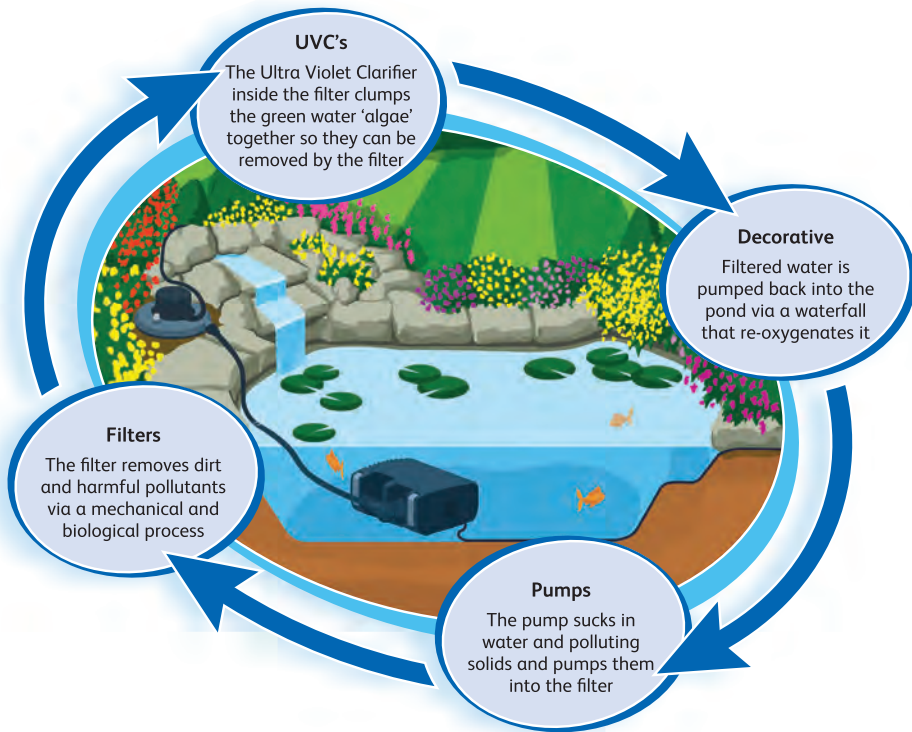
Water

Clear, bright water is a sign of a healthy, well maintained pond. The water should be pH neutral (pH 6.5 - 7.5). A deep pond, at least 18" will be less affected by changes in temperature.

Setting up a Pond System

Hozelock Cyprio offer numerous solutions to keep your pond healthy and clean. Plan what you want in your pond, for example fish stocks and decorative



features such as waterfalls and fountains, so you can pick the perfect set-up for your pond.



Hozelock Cyprio Product Range

What do you need?		EasyClear	Bioforce Revolution	Ecocel	Ecopower+	Aquaforce	Cascade	Solar Cascade	Solar Cascade Lily	Vorton
POND SYSTEM	Pump	✓				✓	✓	✓	✓	
	Filter	✓	✓	✓	✓					
	UVC	✓	✓		✓					✓
DECORATIVE	Fountain	✓					✓	✓	✓	
	Waterfall	✓				✓	✓			

Selection charts

	Max 		Max Fish 		Recommended			
	Litres	Gallons	CM	Inches	Filter*	UVC	Pump	Hose**
All in one solution	2000	440	72	2' 04"	EasyClear™ 3000	5w	Included	25mm (1")
	3000	660	108	3' 06"	EasyClear™ 4500	7w	Included	25mm (1")
	4000	880	144	4' 08"	EasyClear™ 6000	9w	Included	25mm (1")
	5000	1100	180	6' 02"	EasyClear™ 7500	11w	Included	25mm (1")
	6000	1320	216	7' 08"	EasyClear™ 9000	13w	Included	25mm (1")
In-ground filters inc. UVC	6000	1320	300	9' 11"	B'force Revolution 6000	18w	Aquaforce 4000	40mm (1½")
	9000	1980	450	14' 09"	B'force Revolution 9000	24w	Aquaforce 6000	40mm (1½")
	14000	3080	700	23'	B'force Revolution 14000	36w	Aquaforce 8000	40mm (1½")
Above ground filters inc. UVC	2500	500	107	3' 06"	Ecopower+ 2500	6w	Aquaforce 1000	40mm (1½")
	5000	1000	212	6' 10"	Ecopower+ 5000	8w	Aquaforce 2500	40mm (1½")
	10000	2000	435	14' 03"	Ecopower+ 10000	16w	Aquaforce 4000	40mm (1½")
Above ground filters	2500	500	79	2' 08"	Ecocel 2500	Vorton 9	Aquaforce 2500	40mm (1½")
	5000	1000	157	5' 05"	Ecocel 5000	Vorton 18	Aquaforce 4000	40mm (1½")
	10000	2000	322	10' 10"	Ecocel 10000	Vorton 36	Aquaforce 6000	40mm (1½")

* Fish stocking level not more than 55cm per 1000 litres of pond volume (100" per 1000 gallons). Assumes fish at an average of 150mm (6") each.
** For guidance only. Actual flow varies according to length of hose, keep runs as short as possible.

Feature	Pond Size				Technical Data													
	Indoor Feature	Outdoor Feature	Fountain	Waterfall	0 - 500 Gals	500 - 1000 Gals	1000 - 2000 Gals	2000 - 3000 Gals	Max Flow Rate (LPH)	Flow Rate at 1.0m (LPH)	Max Head (M)	Max Fountain Height (M)	Number of Fountain Heads	Hose Adaptors - Outlet	Telescopic Extension Pipe	Shaft - Steel (S) or Ceramic (C)	Cable Length (M)	Guarantee (Years)
Cascade									450	-	1.0	0.63	2	•	S	10	3	10
450	•	•	•	•	•	•	•	•	700	120	1.2	0.75	3	•	S	10	3	13
700	•	•	•	•	•	•	•	•	1500	900	1.8	1.20	3	•	S	10	3	33
1500	•	•	•	•	•	•	•	•	4000	2800	2.1	1.60	3	•	C	10	3	40
4000	•	•	•	•	•	•	•	•										

EasyClear™

PUMP	FILTER	UVC
✓	✓	✓

The award winning fully integrated filtration system

The EasyClear™ range comprises three units for ponds up to 3000, 4500, 6000, 7500 and 9000 ltrs. These fully integrated units combine a pump, filter and UVC and can be completely hidden in the pond. They provide clear and healthy water, easy installation and an attractive fountain and/or waterfall.

EasyClear Benefits:

Clear water

1 The UVC eliminates green water.

2 Filter foam sieves out solid particles in the water

Healthy Water

3 Kaldnes™ biomedica ensures that the water is healthy for fish and plants.

Fountain & Waterfall

4 High performance pump to create a reliable and attractive fountain and waterfall display. (EasyClear™ 6000, 7500 & 9000 can run a fountain and waterfall simultaneously. The EasyClear™ 3000 and 4500 can run a fountain or waterfall)

- 3 fountain head options for different display choices.

Easy Installation

- One power cable for simple and cost effective installation.
- Ball joint for easily levelling of the fountain head.



- Fountain stem extension for varying pond depths.
- Independent flow control to adjust the size of the fountain.
- Independent flow control to adjust the size of the waterfall.



EasyClear™ Performance Data

Model	Max Fountain Height	Bell Jet Diameter	Waterfall Width	Max Litres (Max Gallons)	Max Fish CM (Inches)
3000	0.70 m (2' 03")	0.40 m (1' 04")	0.08 m (0' 03")	3000LTR (660GALS)	0.72 m (2' 04")
4500	0.70 m (2' 03")	0.40 m (1' 04")	0.08 m (0' 03")	4500LTR (990GALS)	1.44 m (4' 08")
6000	1.60 m (5' 03")	0.60 m (2' 00")	0.13 m (0' 05")	6000LTR (1320GALS)	1.44 m (4' 08")
7500	1.60 m (5' 03")	0.60 m (2' 00")	0.13 m (0' 05")	7500LTR (1650GALS)	1.44 m (4' 08")
9000	1.90 m (6' 02")	0.70 m (2' 03")	0.25 m (0' 10")	9000LTR (1980GALS)	2.16 m (7' 08")

	3000L	2500L	2000L
EasyClear 3000	3000L	2500L	2000L
EasyClear 4500	4500L	3750L	3000L
EasyClear 6000	6000L	5000L	4000L
EasyClear 7500	7500L	6250L	5000L
EasyClear 9000	9000L	7500L	6000L



Multipurpose LED Light

The Multipurpose LED Light is an easy way to add lights to enhance and extend the enjoyment of a garden pond. The lights are easy to install by clipping onto the stem on an EasyClear, Cascade or other Fountain pump extension.



- 3 bright and powerful LED's in one light ring
- Easy to install and comes with a 3 year guarantee
- 7.5m low voltage cable and 220 – 240v transformer
- Fully submersible
- Ideal for use with EasyClear or the Cascade range of Fountain and Waterfall Pumps

**LED LIGHT
IDEAL FOR USE
WITH EITHER
EASyclear OR
CASCADE**

Bioforce Revolution

PUMP	FILTER	UVC
	✓	✓

A revolution in Pond Filtration

The new Bioforce Revolution is an advanced pressurised filter with UV clarifier and unique no fuss cleaning system for a clear and healthy pond.

Available in 3 different sizes for ponds up to 14000 litres, the Bioforce Revolution features a patented, easy clean system and is combined with a 3 step filter process to provide Clear and Healthy Water Guaranteed.

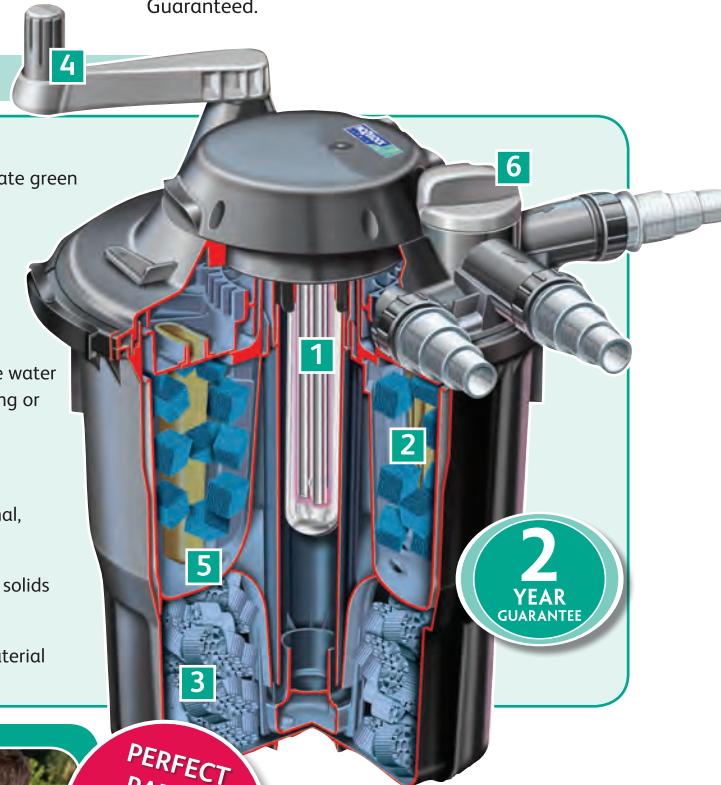
How does it work?

3 Step filter process

- 1 UV Clarifier** - High powered to eliminate green water
- 2 CypriCube foams** - Mechanical Filtration; with +50% surface area ensures clear water and facilitates easy cleaning mechanism
- 3 Biological Filtration** - foams optimise water flow between cleaning with no clogging or flow loss

No more dirty hands!

- 4** Turn the handle to activate the internal, rotating cleaning blades
- 5** The internal rotating blades separate solids from the foam cubes (CypriCube)
- 6** Turn the switch to flush the waste material outside the pond

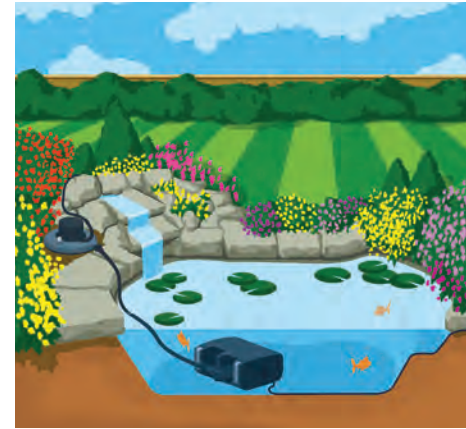


PERFECT PAIRED WITH AN AQUAFORCE PUMP



Simply turn the handle to clean

- Good bacteria is preserved as filters are cleaned using pond water, then simply turn the switch to flush the waste material outside the pond.
- For the complete pond filtration system the Bioforce Revolution can be combined with the Aquaforce range of solids handling pumps



	12000L	9000L	6000L
Bioforce Revolution 6000UVC			
Bioforce Revolution 9000UVC			
Bioforce Revolution 14000UVC			



Bioforce Revolution Performance Data

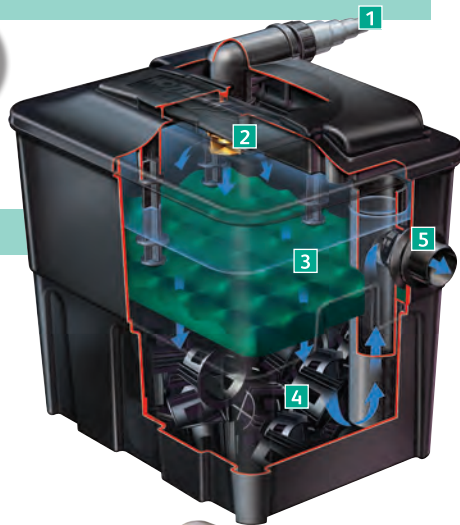
	Max Litres (Max Gals)	Max Fish cm (Max IN)	Max Flow	UVC	Hose Diameter
6000UVC	6000LTR (1320GALS)	300 cm (9'11")	4000LPH (880GPH)	18w	20 - 40mm
9000UVC	9000LTR (1980GALS)	450cm (14'09")	6000LPH (1320GPH)	24w	20 - 40mm
1400UVC	14000LTR (3080GALS)	700cm (23')	8000LPH (1760GPH)	36w	20 - 40mm



Ecofilters

Non-Pressurised Filters

These above ground filters combine mechanical and biological filtration to make water healthy and guarantee Clearwater.



PUMP	FILTER	UVC
	✓	

Ecoceel

For ponds up to 10000 litres (2200 gals)

Full mechanical and biological filtration


- 1 Water enters filter
- 2 Sprayhead distributes water over foam
- 3 Foam sieves out solids
- 4 Bacteria on bio-media cleanse pollutants
- 5 Clean and healthy water returns to the pond

Ecopower+

For ponds up to 10000 litres (2200 gals)

Fast acting all-in-one pond filter for guaranteed clearwater in fish ponds

- 1 High efficiency ultra violet clarifier with in-built 'turbulator' action for thorough exposure of water to UV light
- 2 Venturi aerates water for efficient biological filtration
- 3 High outlet allows partial burying of filter to hide it
- 4 Drain for easy removal of waste matter
- 5 Viewing hatch to check correct functioning of filter
- 6 Handles for easy lifting



PUMP	FILTER	UVC
	✓	✓

Ecoceel 2500	5000	3750	2500
Ecopower+ 4000uvc	8000	5500	3000
Ecoceel 5000	10000	7500	5000
Ecopower+ 6000uvc	12000	9000	6000
Ecoceel 10000	20000	15000	10000
Ecopower+ 10000uvc	20000	15000	10000



*Ecopower+ only

Vorton

PUMP	FILTER	UVC
		✓

Ultra violet clarifiers for guaranteed clearwater

Ultra violet clarifiers (UVCs) are a key element in ensuring clearwater in your pond.


What causes greenwater?

In certain conditions, large quantities of microscopic algae grow in the water. They create the green water, that spoils the pleasure of a pond by making it impossible to see plants and fish.

It's important not to confuse 'green water' with the long strands of blanket weed that are also very common. Green water algae are so tiny that ordinary filters cannot trap them.

How do UVCs work?

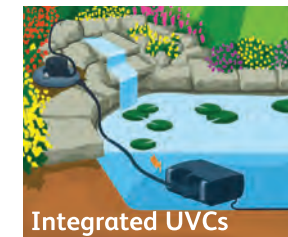
As the pond water passes the UV lamp, the light makes the algae clump together so they are caught in the filter foam or sink to the bottom of the pond. You should see an improvement in days and achieve complete clarity in 6 to 8 weeks.



Separate UVCs

A separate UVC can be connected into the hose run between the pump and filter.

For very large ponds a tandem conversion kit for two UVCs is available.



Integrated UVCs

Purchase a 2-in-1 solution. Available integrated with EasyClear, Bioforce Revolution and EcoPower+.

Vorton Performance Data


Model	Wattage	Max. Pond Size (with fish)	Recommended flow rate LPH (GPH)	Hose Diameter
Vorton 11	11w	4000LTR	2000LPH (440GPH)	20 - 40mm
Vorton 18	18w	6000LTR	3000LPH (660GPH)	20 - 40mm
Vorton 36	36w	12000LTR	6000LPH (1320GPH)	20 - 40mm
Vorton 55	55w	18500LTR	9250LPH (2035GPH)	20 - 40mm

Aquaforce

PUMP	FILTER	UVC
✓		

A solids handling pump for filtration, waterfalls and watercourses

Used to circulate water through an external pond filter to maintain good water quality and clarity and oxygen in the pond. The range of Aquaforce filter and waterfall pumps have been developed to be tough, trouble free and efficient.



Aquaforce Benefits:

Trouble free and efficient:

Less stress and reduced energy bills - The pumps are extensively tested and have been developed to be trouble free due to the ultra reliable and efficient motors.

Superior water purity:

The perfect pond - The range will give superior water purity as the pumps will handle solids from 0mm to 10mm (dependant on models).

Reduced cage clogging:

More time to relax and enjoy your garden - The large cage surface area means less clogging and will mean maintenance is drastically reduced.

Protect small fish:

Early every year your pond will be full of tiny new creatures, such as tadpoles and fish fry. With this in mind we have developed a wildlife protection insert that can be placed into the cage to reduce the hole size down to 2mm ensuring the tiny creatures are protected. Later in the year when the new creatures are bigger the insert can be removed and maximum water purity can be achieved.

How does it work

Pond water is drawn in through the cage grill which filters out coarse solids up to 6mm/10mm in size (dependent on model). Smaller particles down to 2mm in size can be eliminated by fitting the supplied clip-in fine mesh filter tray which affords the best possible protection for pond fish, preventing them from accessing the pump.



Aquaforce Performance Data

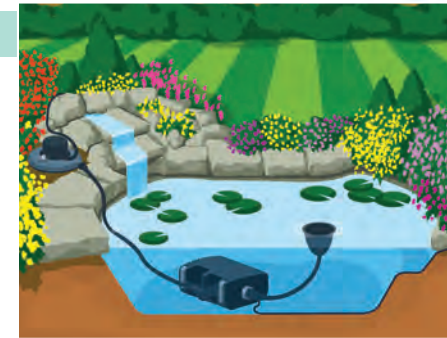
Model	Max Flow	Max Head	Flow @ 1m	Solids Handling Range	Waterfall Width @ 0.6m	Waterfall Width @ 1m	Hose Diameter	Wattage
1000	1000LPH (220GPH)	1.50 m	700LPH (155GPH)	2 - 6 mm	0.06 m	0.05 m	25 - 40 mm	25w
2500	2500LPH (550GPH)	2.10 m	1850LPH (410GPH)	2 - 6 mm	0.19 m	0.16 m	25 - 40 mm	30w
4000	4000LPH (880GPH)	2.50 m	3000LPH (660GPH)	2 - 6 mm	0.36 m	0.25 m	25 - 40 mm	50w
6000	6000LPH (1320GPH)	3.50 m	5550LPH (1220GPH)	2 - 10 mm	0.49 m	0.42 m	25 - 40 mm	65w
8000	8000LPH (1760GPH)	4.00 m	7400LPH (1630GPH)	2 - 10 mm	0.69 m	0.63 m	25 - 40 mm	95w
12000	12000LPH (2640GPH)	5.00 m	10800LPH (2375GPH)	2 - 10 mm	1.00 m	0.89 m	25 - 40 mm	130w
15000	15000LPH (3300GPH)	5.70 m	13100LPH (2880GPH)	2 - 10 mm	1.20 m	1.10 m	25 - 40 mm	180w

Typical setup

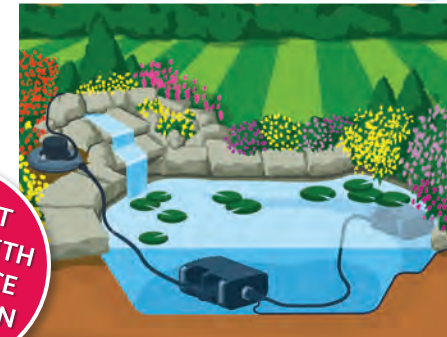
The Aquaforce pumps are particularly suitable for pumping water to external filters or for use in high flow waterfalls or watercourse applications where low maintenance is important.

For the best results, the pump should be positioned in the deepest part of the pond at least 200mm under the surface. This will ensure the best circulation of water in the pond and when being used as a filtration pump, its solids handling capability will be maximised.

The larger models (6000, 8000, 12000 & 15000) feature a second inlet and flow control. The second inlet allows the use of a skimmer or satellite filter and the flow control allows the adjustment of the flow of water to a waterfall or filter. It also allows the control of the amount of water being drawn from the second inlet.



If a skimmer is used to pump surface debris to the filter, the flow control will adjust the balance of water taken from the main cage and the skimmer.



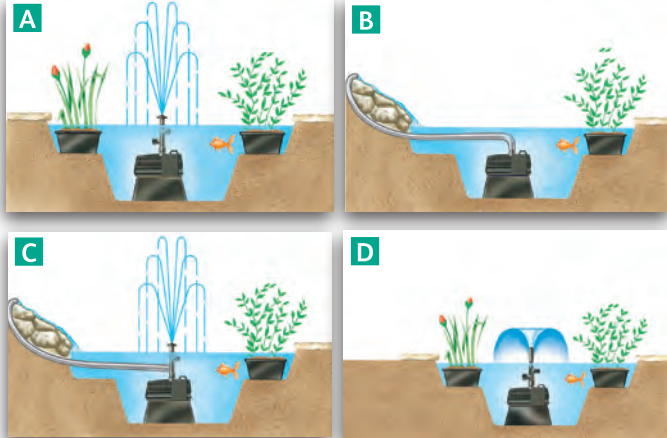
PERFECT PAIRED WITH A BIOFORCE REVOLUTION FILTER

Alternatively, a second filter can be attached and sited in a 'dead' area of the pond if there is one, or in an adjacent smaller pond.

Cascade

Creating special effects with pumps

The sight and sound of moving water enhances any pond. Creating that movement in a fountain, waterfall or ornament is simple, because the Cascade pumps are easy to use, reliable and give you end results to be proud of.



Installing your pump

A Fountain

Position the pump off the bottom of the pond with the fountain head above the water level.

B Waterfall

Attach a hose to the pump outlet, run it to the top of the waterfall and secure in place.

C Combined fountain & waterfall

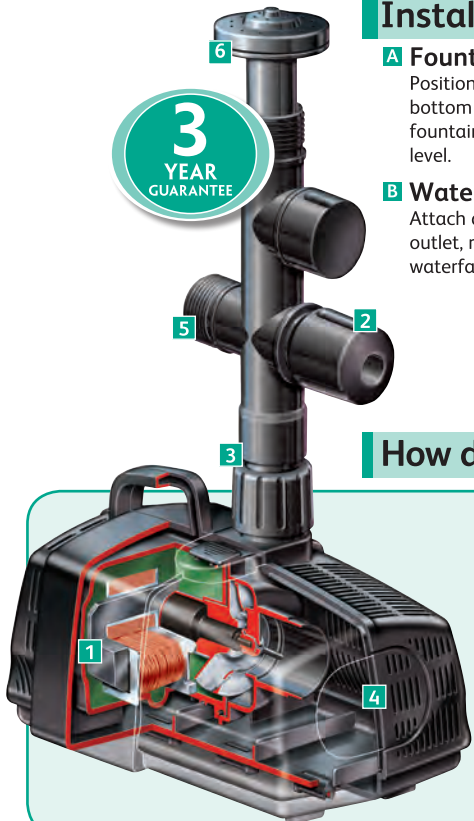
Install the pump as if for a fountain and attach a hose to the tee piece supplied and run it up to the waterfall.

D Water Feature

Hozelock Cyprio pumps sit comfortably in the reservoir of small, self-contained water features.

How does it work?

- 1 High efficiency motor for low running costs and long life
- 2 Flow controls to adjust size of fountain and waterfall independently
- 3 Ball joint for fountain stem angle adjustment
- 4 Anti-clog foam free inlet cage reduces maintenance
- 5 Special outlet for waterfall or feature with quick connect hose coupling
- 6 Telescopic fountain pipe



Choosing the model for you

To choose precisely the right model for your display, you need to know

- How much water your pond holds
- How high you want to pump the water for a waterfall or fountain
- The flow rate per hour that will give you the effect you want. This should never be more than half the volume of water in your pond



PUMP	FILTER	UVC
✓		



Cascade performance data

Waterfall figures are based on 2.5metres of 1" dia. hose (1500-4000 @ head 0.6m).

Model	Max. Fountain Height	Max. Flow Rate	Flow Rate @1m	Max. Head	Waterfall Width	Combined	
						Fountain	Waterfall
450	0.63m (2' 0 1/2")	450 LPH	-	1.00m (3' 0 3/4")	-	-	-
700	0.75m (2' 0 5/8")	700 LPH	120 LPH	1.20m (3' 11 1/2")	-	-	-
1500	1.20m (3' 11 1/2")	1500 LPH	900 LPH	1.80m (5' 11 1/2")	0.12m (4' 0 5/8")	0.55m (1' 10")	0.10m (4' 0 4/8")
4000	1.60m (5' 0 3/4")	4000 LPH	2800 LPH	2.10m (6' 11 1/2")	0.30m (1' 0 0/8")	1.20m (3' 11 1/2")	0.25m (4' 0 1/8")

Solar Powered Fountains


The range of Solar powered products allows you to add a small water feature to any garden. No electrical set up or running costs, simply position in the sun and enjoy the relaxing results.

Solar Floating Fountain

- Floating fountain with decorative lily surround.
- Simply place on the pond surface

Solar Cascade

- Fountain and water feature pump with battery back up.
- Can be charged during the daytime for evening running.



Aquarium



TRANSFORM YOUR GARDEN IN 30 MINUTES!

3 YEAR GUARANTEE

LED LIGHT IDEAL FOR USE WITH EITHER EASYCLEAR OR CASCADE

This above-ground pond is a fantastic, modern solution to a traditional pond and is perfect for your garden patios, terraces or smaller outdoor spaces.

Installation is convenient and easy to complete in around 30 minutes with no digging or construction expertise required. The simple 'twist & lock' system eliminates all requirements for tools whilst the decorative rattan effect panels simply slot into place.

The highly durable side viewing windows allow you to observe the fish from a natural perspective in an ideal environment for successful fish keeping.

- Single person assembly with no digging or construction skills required
- The simple 'twist & lock' system eliminates the need for tools
- Decorative rattan effect
- Ideal for use with EasyClear or Cascade
- Max pond capacity 500ltrs
- 0.95m x 0.95m x 0.7m
- 3 year guarantee



Pond Care - Air Pumps

What do they do?

Adding oxygen into a fishpond is very important for fish health, particularly in densely stocked ponds and in the summer months when oxygen levels decline. The smallest model in the range delivers 320 litres per hour with a maximum operating depth of 1.2m and the largest model delivers 4500 litres per hour with an operating depth of 3m.



Air Pump Performance Data


Model	Max. Output (LPH)	Maximum Recommended Depth of Air Stone	Output at 1m Depth (LPH)	Max Pressure	Cable Length
320	320LPH	1.2m	230LPH	0.014MPa	3m
640	640LPH	1.2m	450LPH	0.014MPa	3m
1500	1500LPH	2m	900LPH	0.026MPa	10m
2700	2700LPH	2m	2100LPH	0.030MPa	10m
4500	4500LPH	3m	2700LPH	0.039MPa	10m

Solar Powered Air Pump

Harness the power of the sun to create a relaxing water feature. No electrical set up or running costs – simply install in the pond or water feature of your choice then sit back and relax.

This solar powered air pump adds oxygen to ponds to improve fish health and water clarity. The separate solar panel is mounted onto a spike that can be directed easily to receive maximum sunlight.

Includes 2 air stones and tubing so it can be set up straight out of the box.



Pond Care - Cleaning

Pond-Vac



Saves up to 30% in cleaning time

Unlike most other Pond Vacs, this product runs continuously and does not have to stop every minute for the collection chamber to be emptied.

Up to 50% greater suction

The highly efficient design delivers greater suction than other products available. The combination of high suction and low power consumption minimises running costs.

Supplied with a choice of three brightly coloured nozzles for clear in-pond visibility, the Pond Vac is capable of removing particles from all areas of the pond. Cutter blades are built into the head assembly so that any large debris such as leaves passing through can be chopped up to avoid blockage.

Pond Vac Basket

Available separately, the Pond Vac Basket can be used in conjunction with Pond Vac to recycle water filtered from the pond. Designed to hold large waste particles and leaves during the cleaning process, the basket can fold flat for compact storage when not in use.



Pond Care - Nets

A range of pond nets with various size heads for undertaking pond maintenance and fish keeping tasks. All feature lightweight, telescopic handles and rot resistant mesh.



	Small Fish Net	Medium Fish Net	Large Fish Net	Skimmer Fish Net
Size	125cm handle to reach all areas of your pond	100cm to 150cm telescopic handle to reach all areas of your pond	100cm to 180cm telescopic handle to reach all areas of your pond	100cm to 180cm telescopic handle to reach all areas of your pond
Mesh	Fine mesh to remove even small debris and leaves	Wide mesh to ensure water drains quickly	Wide mesh to ensure water drains quickly	Fine mesh to remove even small debris and leaves
Handle	Aluminium handle for added strength and durability	Soft-grip handle for added comfort	Soft-grip handle for added comfort	Aluminium handle for added strength and durability



Pre-packed pond cover nets, available in a number of sizes are ideal for preventing leaves from collecting on the pond surface and helps protect fish from predators.

Pond Care - The Seasons

Spring	
Water	Ensure water is well oxygenated
Plants	Divide overgrown plants and replant
Fish	Re-introduce food as temperature warms. Check for small fry
Pump, filter & UVC	Clean system and replace parts if required. Ensure filter is working before fish feeding commences

Summer	
Water	Change approx 10% of water once a month
Plants	Remove floating weeds from pond surface
Fish	Feed fish small amounts regularly, remove uneaten food
Pump, filter & UVC	Clean filter if required

Autumn	
Water	Clear away fallen leaves and clean pond
Plants	Cut back dead material
Fish	Gradually reduce feeding as temperature drops
Pump, filter & UVC	Prepare for switch off* as weather deteriorates

Winter	
Water	Prevent pond from freezing completely
Plants	Protect tender plants from frost
Fish	Do not feed when temperature is below 10°C
Pump, filter & UVC	If severe freezing likely, switch off, drain, clean and store indoors*

* Continued filtration is not necessary if fish are not feeding but it can prevent the pond from freezing

Tools to help you

Pond Glove

- Ideal for handling pond equipment or maintaining aquatic plants. Made of durable PVC the glove has an extended arm guard and elasticated sleeve to protect clothes.



Pond Grabber

- Ideal for removing litter and unwanted debris from the pond surface



Blanket Weed Brush

- Telescopic brush, adjustable from 60cm up to 180cm, for removing blanket weed from your pond



Top tips



Our experts on the Hozelock Cyprio Helpline recommend the following to help you create a pond to be proud of.

- Use a special solids handling pump to get the best from your filtration system and put it on the floor of the pond.
- Keep the pump clean and weed-free at all times.
- Site the pump at the opposite end of the pond to the waterfall/filter return to get the best possible water circulation.
- Keep electrical connections in a weatherproof box with separate switches for the pump and UV Clarifier.
- Always wire electrical units via an RCD.
- Always consult a qualified electrician if you are in doubt about electrical installations.
- Replace UVC lamps every 12 months.
- Try to run the filtration system all year round, unless severe freezing is likely when the system should be drained and switched off.
- Dirty filters work best, only clean when absolutely necessary.
- Take a few minutes every day to visit your pond and enjoy the beautiful feature you have created.

☎ 0121 313 1122

For further information on the Hozelock Cyprio range visit www.hozelock.com

We have a wealth of spare parts available for many of our Aquatics products on our spares website - www.hozelockservice.com



Hozelock Cyprio, Midpoint Park, Birmingham B76 1AB, England

www.hozelock.com

33833-007